


NAMCO **E-SERIES GEARBOXES**



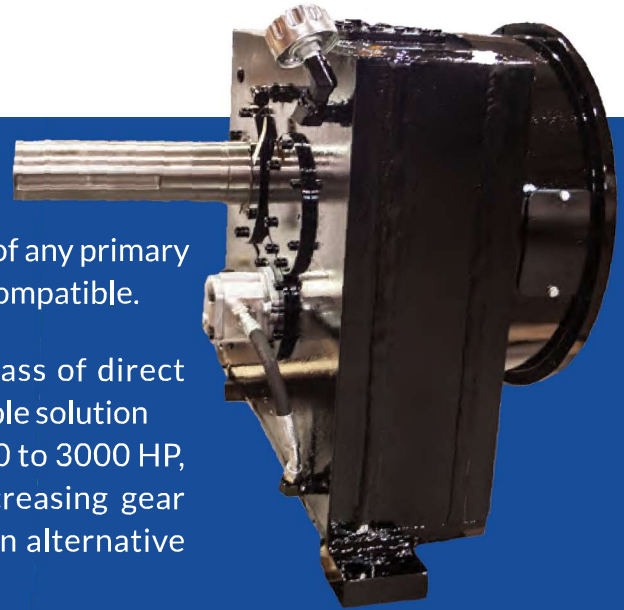


E-SERIES GEARBOXES

*NAMCO offers
multiple different models
to choose from*

Why our "E-Series" you ask? The "E" doesn't just stand for Engine Mount. It stands for Excellence, Endurance, Efficiency, and Economical. Engineered to direct mount to the outboard housing of any primary driver, NAMCO's E-Class line of gear drives is clutch or coupling compatible.

Manufactured to exacting standards, the NAMCO E-Class of direct mount gear drives offer an economical, cost effective, reliable solution to any mechanical power transmission challenge. From 150 to 3000 HP, available in either single or multiple increasing or decreasing gear ratios, NAMCO's class of gear drives offers customers an alternative to traditional costly automatic transmissions.



NAMCO E-Class gear drive ratios and configurations are engineered to suit your applications specific requirements. NAMCO E-class of gear drives is the logical choice for driving auxiliary equipment such as pumps, compressors, dredgers, crushers, as well as any high performance equipment across a wide array of demanding industrial applications.

*Inside every
NAMCO Gearbox,
are NAMCO gears.*

SUPERIOR DESIGN

NAMCO's mission to produce first rate Premium Quality Gear Drives, relies on 4 key features.

- **Gear Quality:** All NAMCO gears are carburized and precision ground to a minimum standard of AGMA Q13. With tooth profile and lead modifications that remove stress and strain from gear tooth tips, faces, and roots, it is ensured that the load carrying area is precisely centered along each gear tooth flank. NAMCO precision ground gears are quieter and smoother during operation, resulting in reduced wear, less heat and friction losses.



Combined Profile and Lead Modifications

- **Precision Gear Case:** NAMCO's product line of gear drives are offered in fabricated steel or cast iron. All of NAMCO's gear cases are precision CNC line bored in house. All steel fabricated cases are also stress relieved.

NAMCO precision machined gear drive housings are extremely durable and light weight with a high degree of vibration absorption while providing the most rigid operating environment possible.




- **Top Quality Bearings:** NAMCO uses only the best quality bearings in our products which provide extreme reliability, the highest load ratings, maximum rigidity, and low operating temperatures.



- **Simplicity & Serviceability:** Engineered with reliability and serviceability in mind, NAMCO products have the fewest parts and components compared to competitors models. The fewer the parts, the less likely something will go wrong.

In most cases, NAMCO's modular cartridge design allows for our gear drives to be serviced on site. NAMCO's pre assembled cartridges can be removed and replaced in a matter of hours.





SERVICE AND DISTRIBUTION

NAMCO is your source for rapid turnaround parts and repair. Set up to distribute our entire product line throughout North America, NAMCO maintains a stock of parts and finished product at all times. In the unlikely event of a failure, parts can ship the same day to minimize downtime. Being an OEM, NAMCO offers drop in replacement gear drives to any competitors unit so that your equipments down time and loss of production is minimized.




THE NAMCO ADVANTAGE

- Over 40 years of product development
- Hardened and Ground Gears & Shafts
- Long Run Life
- Excellent Track Record
- Light Weight
- High Quality Steel
- Premium Bearings
- Easy to Install & Easy to Service
- Best Investment Value
- Multiple Input and Output Options
- Highest Torque Ratings
- Superior Product Engineering
- High Efficiency
- Quiet Operations
- Proven Performers
- Short Delivery Times
- Established and Reliable Company History
- Overall Superior Product



APPLICATIONS

Applicable to a wide array of industrial applications, the NAMCO E-series is your best solution. From 150HP to 3000HP at input, NAMCO's superior E class of direct mount gear drives are used to drive auxiliary equipmentsuch as pumps, high speed compressors, high torque drills, concrete equipment, dredgers, crushers, mobile drilling rigs, high volume blenders, high HP fluid pumpers, as well as any other custom application required.



**When the entirety of your
equipment operation
depends upon your Gearbox,
the only choice is a genuine
NAMCO product!**

9168 - 35th Avenue - Edmonton, AB, Canada - T6E6N9
+1.780.463.5602 - info@namco.ca - www.namco.ca